



District Report Card: 2017


State: Tamil Nadu	District: Pudukkottai
Class: 3	Subject: Mathematics
Schools: 61	Students: 845


Participation/Coverage


Students

 GENDER	Boys		Girls	
	Number	%	Number	%
	419	49.59	426	50.41

 AREA	Rural		Urban	
	Number	%	Number	%
	712	84.26	133	15.74

 CATEGORY	SC		ST		OBC		GEN	
	Number	%	Number	%	Number	%	Number	%
	209	24.73	0	0.00	632	74.79	4	0.47

 CWSN	LD	VI	HI	S&LD	ID	Oth
	0	0	1	1	0	0

 Management	Government		Government-aided	
	Number	%	Number	%
	694	82.13	151	17.87

Average Performance of Students in Mathematics (%)

Overall	Gender		Area		Management		Social Group			
	Male	Female	Rural	Urban	Govt.	Aided	SC	ST	OBC	GEN
56.02	56.56	55.48	55.37	59.50	57.91	47.33	59.14	0.00	54.99	55.00

Performance on Learning Outcomes (LOs)

Learning Outcomes	Description	Average Performance(%)
M301	Reads and writes numbers up to 999 using place value	51.50
M302	Compares numbers up to 999 based on their place values	66.51
M303	Solves simple daily life problems using addition and subtraction of three digit numbers with and without regrouping	47.15
M304	Constructs and uses the multiplication facts (up till 10) in daily life situations	52.37
M305	Analyses and applies an appropriate number operation in the situation/ context	42.49
M306	Explains the meaning of division facts by equal grouping/sharing and finds it by repeated subtraction	54.44
M309	Identifies and makes 2D-shapes by paper folding, paper cutting on the dot grid, using straight lines etc.	85.76
M311	Fills a given region leaving no gaps using a tile of a given shape	48.04
M312	Estimates and measures length and distance using standard units like centimeters or meters & identifies relationships	16.02
M317	Reads the time correctly to the hour using a clock/watch	63.79
M318	Extends patterns in simple shapes and numbers	45.42
M319	Records data using tally marks, represents pictorially and draws conclusions	87.34

Range of Performance of Students who Answered Correctly							
Below 30%		30% - 50%		50% - 75%		Above 75%	
Number	%	Number	%	Number	%	Number	%
88	10.41	254	30.06	352	41.66	151	17.87

Lowest Performing Learning Outcomes (LOs)

- 1 - Estimates and measures length and distance using standard units like centimeters or meters & identifies relationships (16.02)
- 2 - Analyses and applies an appropriate number operation in the situation/ context (42.49)
- 3 - Extends patterns in simple shapes and numbers (45.42)
- 4 - Solves simple daily life problems using addition and subtraction of three digit numbers with and without regrouping (47.15)
- 5 - Fills a given region leaving no gaps using a tile of a given shape (48.04)